

eve

room

Hello

Hallo

Salut

Get Started • Prise en main • Erste Schritte

① Download the Elgato Eve app from the App Store.

Téléchargez l'app Elgato Eve sur l'App Store.

Lade die Elgato Eve App aus dem App Store herunter.

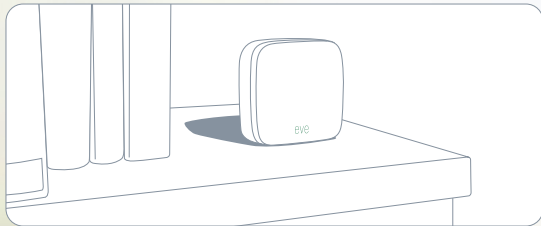


🔍 Elgato Eve



Get Started • Prise en main • Erste Schritte

- ② Insert the included AA batteries and place Eve Room on an even surface.
Insérez les piles AA fournies et placez Eve Room sur une surface plane.
Setze die mitgelieferten AA-Batterien ein und stelle Eve Room auf eine ebene Fläche.



- ① Eve Room will adjust to its surroundings automatically throughout the first week in its new home. Air quality can vary based on many factors, and Eve Room will learn how to accurately judge air quality during this time.

Eve Room s'adapte automatiquement à son environnement tout au long de la première semaine dans un nouveau domicile. La qualité de l'air dépendant de nombreux facteurs, Eve Room a besoin de cette première semaine d'adaptation pour apprendre à effectuer des mesures précises.

Eve Room stellt sich innerhalb der ersten Woche automatisch auf die Umgebung ein. Luftqualität hängt von vielen unterschiedlichen Faktoren ab, und Eve Room erlernt während dieser Zeit, sie angemessen zu bewerten.

- ③ Open the Elgato Eve app and tap Add Accessory. Eve will now guide you through the setup process.

Ouvrez l'app Elgato Eve et touchez Ajouter un accessoire. Eve vous guidera alors tout au long du processus de configuration.

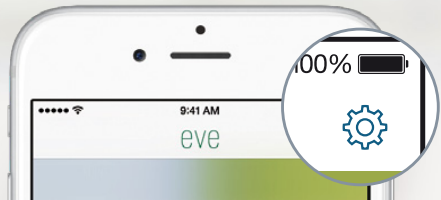
Öffne die Elgato Eve App und tippe auf Zubehör hinzufügen. Eve führt dich nun durch die Einrichtung.

Add Accessory

If you have already set up another accessory, go to the Eve settings to add Eve Room to your home.

Si vous avez déjà configuré un autre accessoire, accédez aux réglages d'Eve pour ajouter Eve Room à votre domicile.

Wenn du Eve bereits zuvor eingerichtet hast, öffne die Eve-Einstellungen und füge Eve Room hinzu.



Legal Information • Informations légales • Rechtliche Hinweise

This device complies with part 15 of the FCC Rules and Industry Canada licence-exempt RSS standard(s). Operation is subject to the following two conditions: (1) This device may not cause interference, and (2) this device must accept any interference received, including interference that may cause undesired operation.

This equipment has been tested and found to comply with the limits for a Class B digital device, pursuant to part 15 of the FCC Rules. These limits are designed to provide reasonable protection against harmful interference in a residential installation. This equipment generates, uses and can radiate radio frequency energy and, if not installed and used in accordance with the instructions, may cause harmful interference to radio communications. However, there is no guarantee that interference will not occur in a particular installation. If this equipment does cause harmful interference to radio or television reception, which can be determined by turning the equipment off and on, you are encouraged to try to correct the interference by one or more of the following measures: reorient or relocate the receiving antenna; increase the separation between the equipment and receiver; consult the dealer or an experienced radio/TV technician for help.

This Class B digital apparatus complies with Canadian ICES-003.

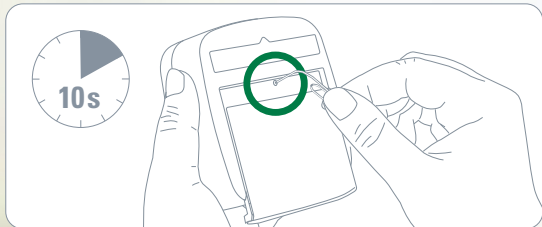
Changes or modifications not expressly approved by Elgato Systems could void your authority to operate this device.

Hereby, Elgato Systems declares that this device is in compliance with the essential requirements and other relevant provisions of Directive 1999/5/EC. The declaration of conformity is available at www.elgato.com/doc

Le présent appareil est conforme aux CNR d'Industrie Canada applicables aux appareils radio exempts de licence. L'exploitation est autorisée aux deux conditions suivantes : (1) l'appareil ne doit pas produire de brouillage, et (2) l'utilisateur de l'appareil doit accepter tout brouillage radioélectrique subi, même si le brouillage est susceptible d'en compromettre le fonctionnement. Cet appareil numérique de la classe B est conforme à la norme NMB-003 du Canada.

For questions about Elgato product compliance with FCC regulations, please contact: Compliance Officer, Elgato Systems, 900 Kearny St. #750, San Francisco, CA 94133.

Product: 1ER109901000 • Model: 2ER309901000 • Part: 2ER309904000 • SNE-ROOM-001
IC ID: 11192A-ROOM001



Please keep your HomeKit Setup Code in a safe place. You need it to securely add Eve to your home, and nobody but you has a copy.

Conservez en lieu sûr votre code de configuration HomeKit. Ce code est indispensable pour ajouter Eve au réseau de votre domicile, et personne d'autre que vous ne connaît ce code.

Bewahre deinen HomeKit-Code an einem sicheren Platz auf. Du benötigst ihn, um Eve zu deinem Zuhause hinzuzufügen. Niemand außer dir kennt diesen Code.



eve room



Room • Pièce • Zimmer:

Notes • Remarques • Notizen:

.....